



Canva.com

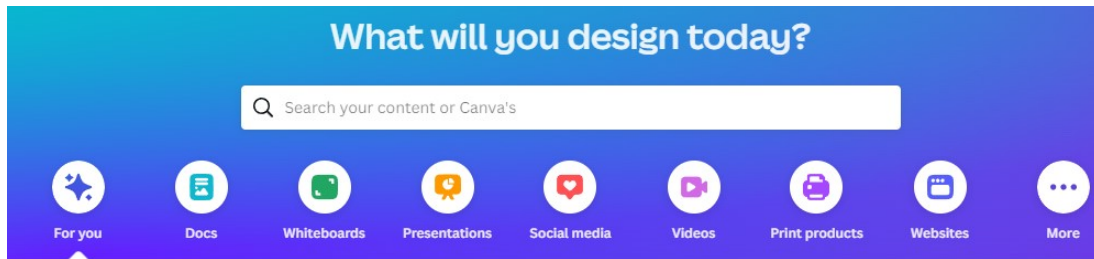
LiepU

PROJECT REFERENCE NUMBER
TECCHED.EU



**Co-funded by
the European Union**

The European Commission's support for the production of this publication does not constitute an endorsement of the contents, which reflect the views only of the authors, and the Commission cannot be held responsible for any use which may be made of the information contained therein.



1 Introduction to (www.canva.com)

Canva is a free-to-use online tool which can be used to create social media posts, presentations, posters, videos, logos and more. The tool provides students with opportunity to design visuals to showcase their knowledge in modern and unique ways.

2 Classification

Classification Tag	Mark with an X if applies	Criteria
Purpose of tool		Climate change specific
	x	Generic
Phases in where it can be used		Preparation/ Planning/Design
	x	Implementation
	x	Evaluation
Type of tool	x	Web-based
		Mobile
		Hybrid (web/mobile)
		Computer-based program/software
		Cloud-based platform
		Other

3 Description

Canva.com is a tool that can be used in education to create engaging lessons and activities using images, fonts, videos, animations. This tool gives you an opportunity to reach and motivate students, share, review and give feedback on their work in real time.








You can integrate this tool with different classroom tools (Moodle, Blackboard, Google Classroom, Microsoft Team).

Opportunities for students:

- *Students can easily create videos in Canva that can be shared beyond the platform;*
- *Create presentation that covers what your class is learning;*
- *Students can create their learning portfolios;*
- *Students can create websites on Canva*
- *Canva gives an opportunity to create infographics to show students level of thinking and others*

All these tools provide an opportunity to share your knowledge and understanding of climate change education. It allows teachers to prepare interesting lessons, enabling interactive demonstrations of current topicality in climate change education, and students to be an active in the learning process by sharing knowledge, opinions and attitudes.

Limitations to the tool – you can use basic individual tools without payment. If you want to use “Canva education”, than it is for free for primary and secondary educators. There you

 Teachers and schools > Create and collaborate visually in the classroom.	 LMS integrations > Integrate Canva with your learning management system.	 Become an education creator > Create and publish your own resources on Canva and earn by sharing.
 Students > Designs and documents to boost your learning.	 Case studies > Hear how others deliver creative and collaborative learning.	
 Free teacher resources > Tutorials, courses, webinars and more, just for educators.	 Higher Education > Inspire future generations with the power of design.	

can create your collective work without payment. For higher education staff there is an payment for university campus.

4 When and how to use this tool

- *To use this tool, you must create an account on www.canva.com our use your email (gmail.com, icloud.com, microsoft.com) account to log in. You have an opportunity to log in with your Facebook account.*
- *After logging in you will find various design and templates for presentations, whiteboards, videos etc. In work process you may collaborate with others. For this option you need to share collaboration link which is dislocated in “share” section.*
- *When your work is ready, you may download it or share with link (full options link or view-only link).*

5 Material needed

To use this tool you need a computer with internet access.

6 Resources

Links:

“About Canva for Education”:

<https://www.canva.com/help/about-canva-for-education/>

Why Canva is the Best Learning Tool for Education”

<https://www.teachingexpertise.com/technology/why-canva-is-the-best-learning-tool-for-education/>

Videos:

“Get Creative with Canva for Teachers”:

<https://www.youtube.com/watch?v=9iuWcf67pgM>

“Create a design. Getting started with Canva for Education course”

<https://www.youtube.com/watch?v=DQzdCz6KTt8>

Papers:

Pentury, H.J., Anggraeni, A.D. (2022). *Empowering Students' 21st Century Skills through Canva Application*. Jurnal Kependikan: Jurnal Hasil Pelelitian dan Kajian Kepustakaan di Bidang Pendidikan, Pengajarn den Pembelajar, Vol.8, No.1. DOI: <https://doi.org/10.33394/jk.v8i1.4391>

Pedroso, J.E.P. et al. (2023). *Students' Views on Using Canva as an All-In-One Tool for Creativity and Collaboration*. Journal of Digital Learning and Distance Education (JDLDE), Vol. 2, Issue 2. DOI: <http://dx.doi.org/10.56778/jdlde.v2i2.117>